

# How to Access Math Resources Online

The image features a solid red banner at the top. Centered within this banner is the text "How to Access Math Resources Online" in a large, white, sans-serif font. Below the banner, a white downward-pointing arrow shape is centered, pointing towards the main content area of the page.

# Start by going to [moodle.stpsb.org](https://moodle.stpsb.org)

## STPSB e-Learning Portal

[Home](#) ▶ [Log in to the site](#)

Username and  
password provided to  
you by the teacher!


### Log in

Username

Password

Log in

[Forgotten your username or password?](#)

Cookies must be enabled in your browser 

# Click on District Online Textbooks and Applications

---

## STPSB e-Learning Portal

### COURSE CATEGORIES



- [a3 Virtual Academy](#)
- [Central Office](#)
- [Guaranteed Curriculum](#)
- [Elementary Schools](#)
- [Middle Schools](#)
- [Junior High Schools](#)
- [High Schools](#)
- [Online Assessments for Students](#)
- [RISE](#)
- [STPPS Virtual School](#)

[All courses ...](#)

### NAVIGATION



**Welcome to Moodle!**

Teachers and students use their STPSB usernames and passwords to sign on. Usernames and passwords must not be shared with others.



[District Online Textbooks and Applications](#)

# Select the child's grade-level.

— — —

## STPSB e-Learning Portal

[Home](#) ▶ [Site pages](#) ▶ [District Online Textbooks and Applications](#)

### TABLE OF CONTENTS

**Textbooks and Applications**

[Early Childhood Teacher Resources](#)

[Kindergarten](#)

[1st Grade](#)

[2nd Grade](#)



## District Online Textbooks and Applications

### Textbooks and Applications

Click on your grade level in the "Table of Contents" (left hand side) to see the online textbooks and applications available for your content.

# Click on the InSync icon (the one with the school).

---

## District Online Textbooks and Applications

### Kindergarten

### Textbooks



To access Science Online Textbooks, please use the ConnectEd block located in the lower left section of the page.

### Applications



MOBYMAX



ZEARN



DE

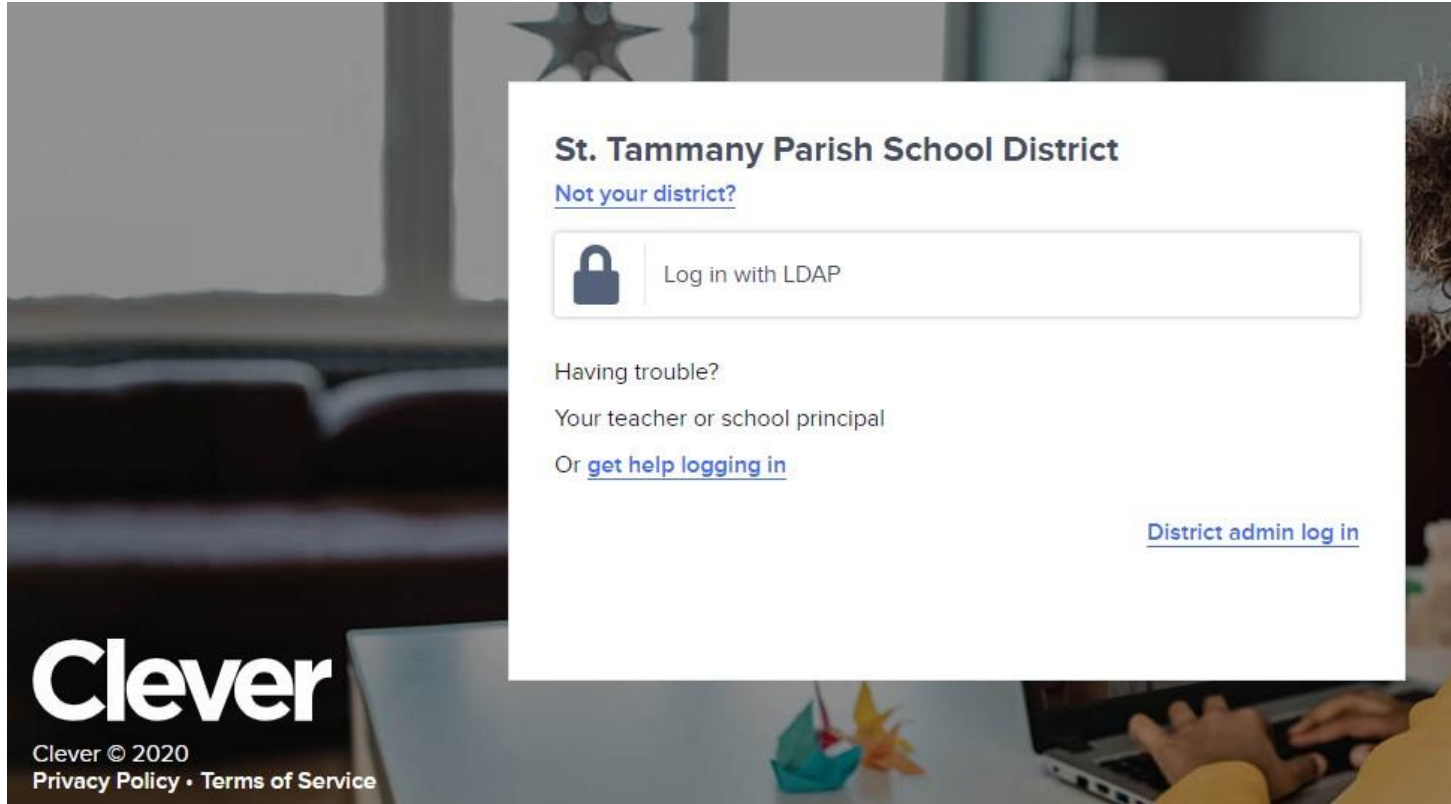


Math K-5




Math K-5

# Log into Clever using the same username and password you used for Moodle.



**St. Tammany Parish School District**

[Not your district?](#)

 Log in with LDAP

Having trouble?

Your teacher or school principal

Or [get help logging in](#)

[District admin log in](#)

**Clever**

Clever © 2020  
Privacy Policy • Terms of Service

# Click on Great Minds InSync

**Clever** Madisonville Elementary School

Instant Login Applications

More apps

MobyMax

Discovery Education (SSO only)

More apps

Edulastic

Great Minds InSync

The image shows a screenshot of the Clever app dashboard for Madisonville Elementary School. The dashboard is divided into two main sections: 'Instant Login Applications' and 'More apps'. Under 'Instant Login Applications', there are two app icons: MobyMax (a green icon with a white shape) and Discovery Education (SSO only) (a blue icon with a globe). Under 'More apps', there are two app icons: Edulastic (a green circle with a white 'E' and a heart) and Great Minds InSync (a white icon with a black 'G' and a heart). The Great Minds InSync icon is highlighted with a dashed box, and a black arrow points to it from the right side of the image.

# Click on Find

GREAT MINDS in sync



To Do



Find



Tools

Good morning,

You have 0 assignments for today.



You don't have any assignments!

Please come back later



# Now you have access to all of your math resources! Here you will find lesson videos, application problems, problem sets, and homework.

GREAT MINDS in sync





Math

Grade 1

Module 1 Module 2 Module 3 Module 4

- > Topic A: Embedded Numbers and Decompositions
- > Topic B: Counting On from Embedded Numbers
- > Topic C: Addition Word Problems

Module 1

 Video	Module 1 Lesson 1 Daily Video
 File	Module 1 Lesson 1 Learn
 File	Module 1 Lesson 1 Practice
 File	Module 1 Lesson 1 Succeed